



























































TPI Wales Productivity Scorecard

83.9% Wales' productivity relative to UK average

11th of the UK's twelve regions for productivity performance

Category	Driver of productivity	Relative to UK median	Change over time	
			Short-term	Long-term
Business performance & characteristics	Exports as % of GDP			
	R&D per job			
	Innovation active businesses			
	% of SMEs where finance is a major obstacle			
	Business births as % of all active enterprises			
Skills & training	% of population with tertiary education (NVQ4+)			
	% of population with no or low skills (NVQ1 or lower)			
	% of employers providing training in past 12 months			
	% of vacancies which are skill shortage vacancies			
Policy & institutions	% of SMEs where political uncertainty & government policy is a major obstacle			
	% of SMEs where legislation & regulation is a major obstacle			
Health & wellbeing	Economic inactivity rate			
	% of economic inactivity due to long-term ill health			
	% of population aged 16-64			
Investment, infrastructure & connectivity	FDI per job			
	Gross fixed capital formation per job			
	Access to Gigabit-capable internet services			

	Better: higher than 105% of UK ITL1 median		Improvement over time		Data unavailable
	Equal: within 95% - 105% of UK ITL1 median		No change over time		
	Worse: lower than 95% of UK ITL1 median		Worsening over time		